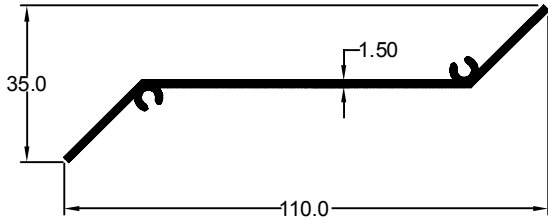
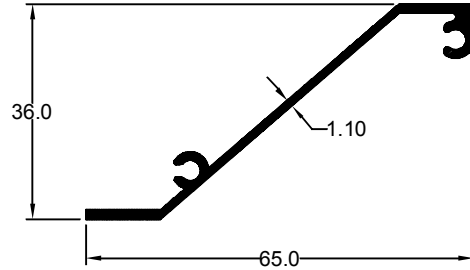


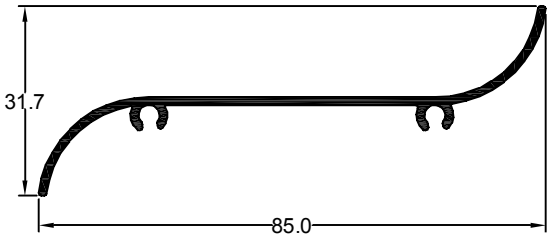
LOOVER SECTIONS



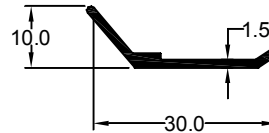
SECTION NO: 5661
WT./ 3.66 M: 1.700-2.100



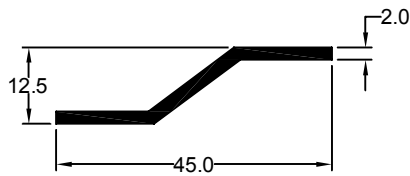
SECTION NO: 5662
WT./ 3.66 M: 1.350-1.700



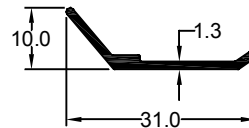
SECTION NO: 5694
WT./ 3.66 M: 1.500-1.800



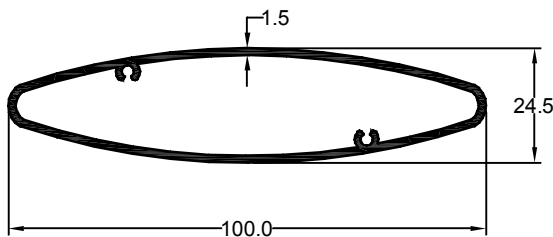
SECTION NO: 5733
WT./ 3.66 M: 0.500 - 0.800



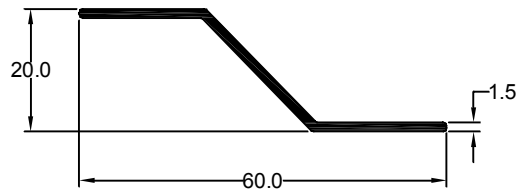
SECTION NO: 5853
WT./3.66M: 0.900-1.300



SECTION NO: 5894
WT./3.66M: 0.450-0.700

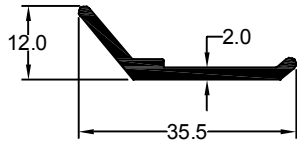


SECTION NO: 6081
WT./3.66M: 3.500-4.000

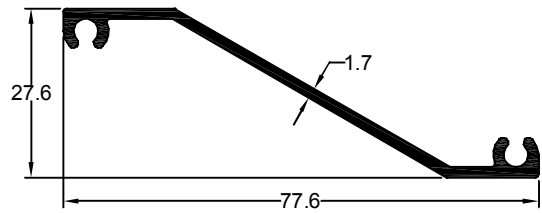


SECTION NO: 6254
WT./3.66M: 1.000-1.500

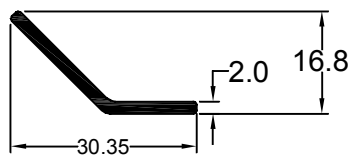
LOOVER SECTIONS



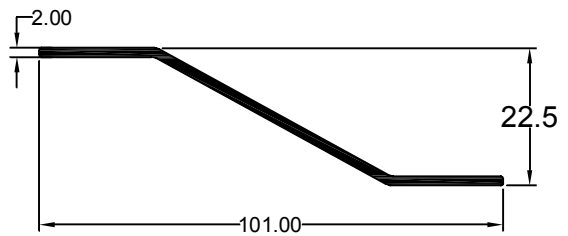
SECTION NO: 6282
WT./3.66M: 0.850-1.200



SECTION NO: 6397
WT./3.66M: 1.450-1.900



SECTION NO: 6461
WT./3.66M: 0.700-1.100



SECTION NO: 6462
WT./3.66M: 1.900-2.400